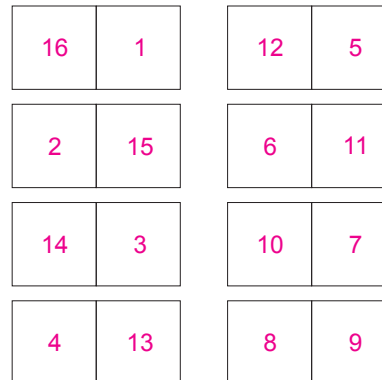

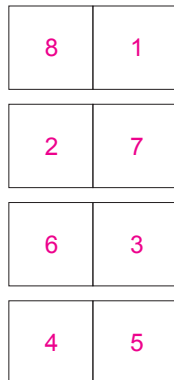

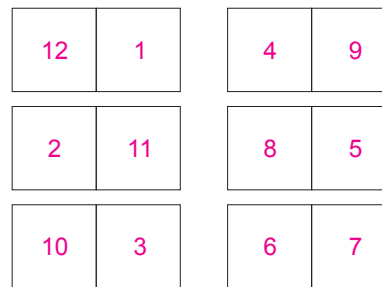

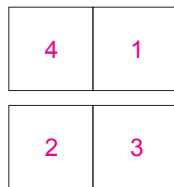



Sposób układania składek w bookletach (oprawa zeszytowa).  
 Przy większej ilości składek zasada impozycji pozostaje ta sama.  
 Proszę zachować wielokrotność 4 stron (2 składki).  
 Przykład 4, 8, 12 i 16 stron.

Images below show how to prepare printer pairs for stitched booklets.  
 When more pages are needed please use similar method.  
 Remember that stitched booklets must have number of pages divisible by four.  
 This example concerns 4, 8, 12 and 16 pp.



Cutting line		Drawing	spread		 www.gmrecords.pl
Folding line					
Perforation line					
paper weight: 150 gsm	Scale		Drawing number	spread	
	Date	09/08/2010	Method of Projection	AI (CS) / PDF	